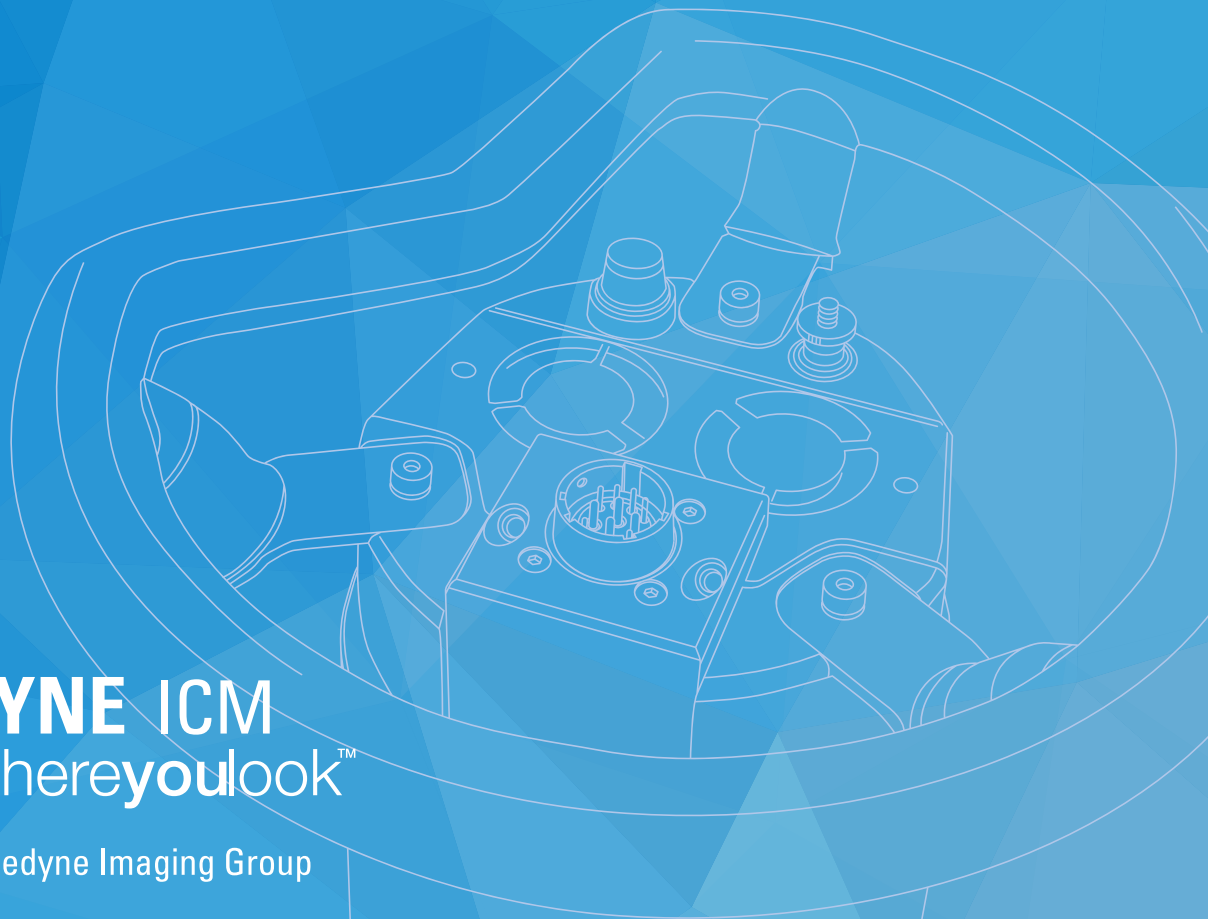


GET MORE OUT OF X-RAYS

A thousand applications, **one solution**



TELEDYNE ICM
Everywhereyoulook™

Part of the Teledyne Imaging Group



INNOVATIVE



LIGHT



USER-FRIENDLY



SAFE

*"Our mission, at **TELEDYNE ICM**, is to facilitate professionals' lives by providing innovative, user-friendly, and safe x-ray solutions, while accompanying them throughout the use of our products."*

THORSTEN ACHTERKIRCHEN - EXECUTIVE VICE PRESIDENT & GENERAL MANAGER



CP SERIES

THE LIGHTEST PARTNER





12 > 23 KG
26.5 > 50.7 LBS



100% DUTY CYCLE



MULTIPLE-OUTPUTS
CARROUSEL



10 TO 300 kV



OIL & GAS

With miles upon miles of welded pipelines, hundreds of gas tanks and thousands of pressure vessels to inspect, the Oil & Gas industry requires ruggedized high-class quality control equipment able to do the job in record time while being robust and long-lasting. With generators going up to 300 kV, the CP SERIES family truly embodies the ideal Oil & Gas x-ray generator.



AEROSPACE

Safety is paramount in the aerospace industry! NDT specialists must meticulously inspect every single screw, gasket and blade that come together to constitute a commercial or military airplane. These extremely high safety requirements call for ultra light, compact and versatile generators able to provide extremely detailed imaging in a short amount of time.



Designed to facilitate the life of operators in the field and beyond, the CP SERIES is the perfect partner for a quick, easy and accurate radiography of almost any material. Regardless of your application, the CP SERIES delivers a sharp, clear and detailed image of the hidden secrets of any object.

"Due to the small size and light weight of the CP200D, we managed to radiograph welds that would have been impossible to inspect with a larger tube head. The light weight also meant the crew did not get as fatigued as it would be expected with a bigger set."

ANDREW LARSEN - NDT MANAGER






With the need to always reduce the inspection time to the strict minimum, the NDT world is slowly reducing its dependency on films and jumping straight into the Digital Radiography (DR) revolution. The constant potential capabilities of the CP SERIES makes it the perfect partner for state-of-the-art digital panels such as Teledyne ICM's Go-Scan, the first ever ground-up design, fully-integrated Portable Digital X-ray Solution.




**HIGH
DEFINITION**



USER-FRIENDLY



LIGHT




**REAL-TIME
FEEDBACK**



RUGGEDIZED

MILITARY

Military applications are extremely diverse and specific. They span from aircraft maintenance and armored vehicle inspections to missile head controls. Flexibility and reliability are key characteristics to be taken into consideration when choosing NDT equipment for the military industry. Inspection tools such as the CP200D perfectly embodies the requirements needed for such tasks. Weighing only 12 kg/26.5 lbs and equipped with five different diaphragms, the CP200D is the ultimate solution for the military application.



ART INSPECTION

Experts also use X-Rays to analyze and understand the hidden story of paintings, sculptures and ceramic artifacts. When inspecting paintings for instance, X-Rays give the ability to uncover the original sketch or painting, usually hidden by additional layers of paint. Seeing through those layers unveil the story behind the painting and enable accurate restoration. Our engineers designed the CP160D to be able to go down to extremely low voltage, which is exactly what is needed for this type of work. With a voltage output from 10 to 160 kV, the CP160D perfectly matches the art inspection's needs.





CPBATTERY

COMPACTNESS AT ITS BEST





7 - 9.2 KG
15.4 - 20.3 LBS



40 TO 160 kV



MICRO FOCAL SPOT
0.8X0.5 MM




BATTERY OPERATED



PETROCHEMICAL

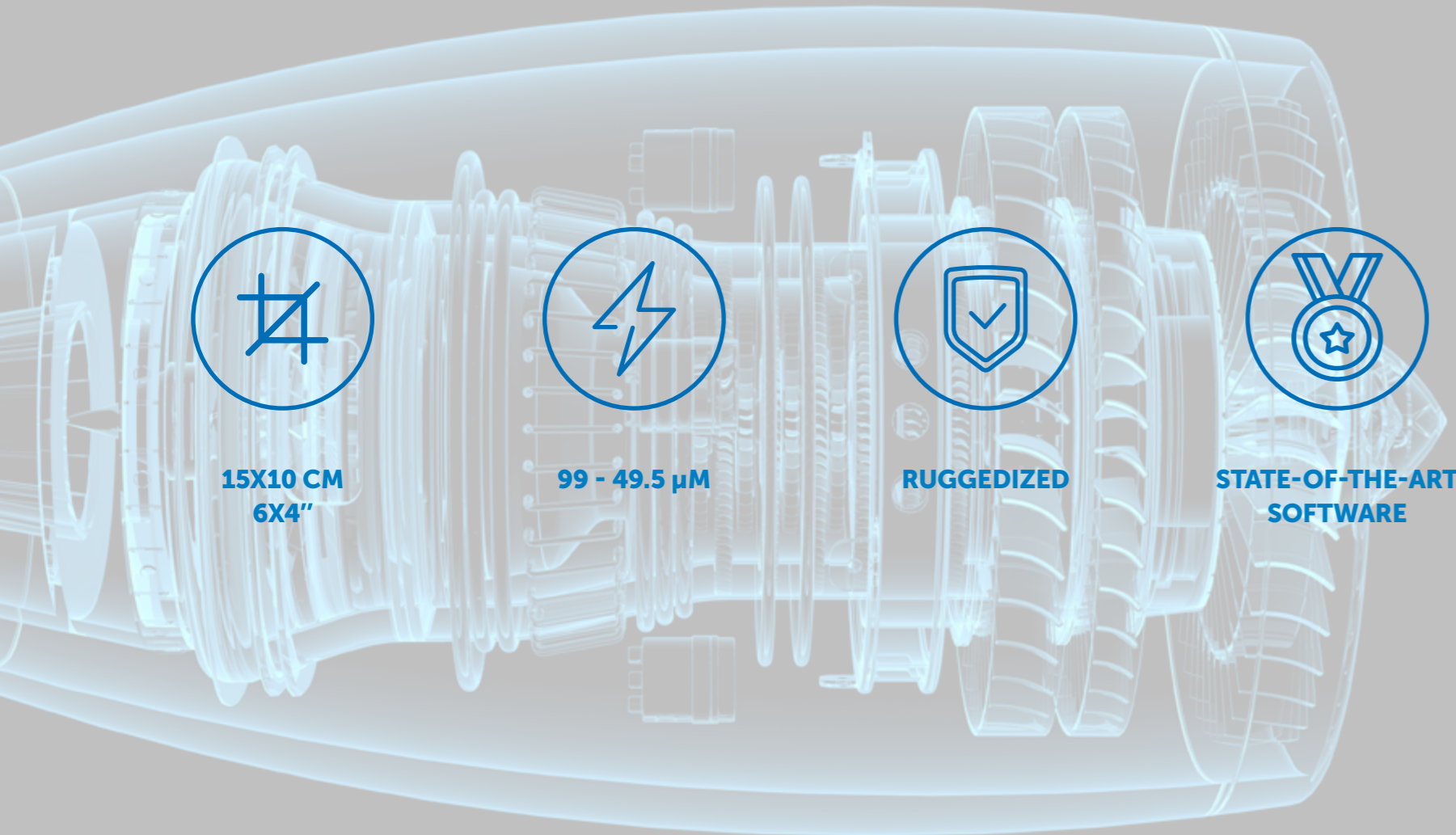
With all its small and crooked pipelines going up several meters, petrochemical installations are complex places to inspect. A compact and light x-ray generator is paramount for such tasks. Based on this observation, our team of engineers concentrated the power of the constant potential technology into battery operated x-ray sources, the CP120B and CP160B. With its small focal spot, lightweight and small size, the CP Battery range remains the tool of choice for such inspections.



X-RAY DETECTORS

THE FUTURE IS NOW






DIGITAL RADIOGRAPHY (DR)

The tide is turning within the radiographic world. Digital Radiography (DR) is slowly taking over the X-Ray realm and pushing silver films out of the door. While saving tremendous amount of time and money not developing films, DR also enables you to edit, record and send your inspections to whomever, whenever and wherever you want.



"Time is money", this old adage is still very true today. Service inspection companies and quality inspection teams are always looking to conduct inspections in more efficient ways and at reduced costs. While developing films far away from inspection sites is always time consuming, costly and uncertain, DR panels enable you to analyze and edit images in real time. With its 10x15 cm/4x6" CMOS detector, 49.5 & 99 μm resolution, and ruggedized design, Teledyne ICM's Go-Scan one-stop digital solution is the ultimate example of DR technology. Backed by custom tablet-supported software, Go-Scan meets the needs of almost any NDT technician.





Teledyne DALSA's Rad-icon product family of large-area digital x-ray cameras offers users a high-speed, high-performance x-ray imaging detectors with a fast, reliable PC interface for easy integration. The Rad-icon product line leverages Teledyne DALSA's advanced CMOS image sensing technology, which enables the delivery of low-dose x-ray images and yields higher image quality than a-Si flat panels and image intensifier devices. The detectors in this product line are capable of frame rates up to 30 fps at full resolution, which is ideal for Non Destructive Testing, automotive inspection, and industrial CT.






SITEX & XS

AFFORDABLE RUGGEDNESS





**DIRECTIONAL,
PANORAMIC & CRAWLER**



50 TO 360 KV



RUGGEDIZED



**AUTO-CORRECTION
X-RAY BEAM**

Quality, performance, ruggedness! All compacted into affordable portable X-Ray generators. The SITEX range definitely are the go-to-solution for many NDT users around the globe!





CRAWLER UNITS

PERFECTION ON WHEELS






50 TO 360 kV



100% DUTY CYCLE



FROM 6"



AUTO-CORRECTION
X-RAY BEAM

PIPELINE INSPECTION

Some pipes can reach up to 12 m/39.4", making welding inspections quite challenging even for expert radiographers. For such daunting tasks, we have adapted our star panoramic generators to pipeline crawlers which are small carriages running down pipelines to the welds needing inspections. Such technique enables quicker and easier inspection of extended pipeline sections.

Specially designed to be easily mounted on crawler systems, the compact and lightweight CP SERIES crawler units enable NDT experts to easily realize clear and sharp 360° radiographies of most pipelines in record time. Radiographers are now able to work quickly while reducing power consumption to a minimum. Our SITEX range has also received the crawler treatment, which enables you to inspect pipelines up to 60 mm/2.7" of steel at unprecedented low price points.

Part of the Teledyne Imaging Group, **Teledyne ICM** has been a wholly owned subsidiary of Teledyne Technologies Incorporated since 2015. Established over 20 years ago, we specialize in the development and manufacturing of portable X-Ray generators and Scanners for Security and Non Destructive Testing purposes.

On the back of a portfolio that counts more than 30 different products, including the now Well-known SITEX and SITEX CP Series ranges, as well as the security detectors FLATSCAN, we at Teledyne ICM continue to grow year upon year.

With a staff close to 50 people including engineers, physicists, sales & marketing professionals, as well as highly trained technicians, Teledyne ICM is more than ever, the leading company when it comes to meeting the X-Ray needs of a wide variety of users.

Today, Teledyne ICM is enthusiastically operating in more than 110 countries worldwide and is more than ever ready to bring innovative X-Ray solutions to the world.

Teledyne ICM – Get more out of X-Rays




 HEADQUARTER  AFTER-SALE



SPECIFICATIONS

GOING INTO DETAILS



PRODUCT RANGES / GENERATORS / CP SERIES

	Unit	SITEX CP160D	SITEX CP200D	SITEX CP225D	SITEX CP275D	SITEX CP300D
BEAM	-	Directional	Directional	Directional	Directional	Directional
POWER SUPPLY	-	Mains	Mains	Mains	Mains	Mains
Output voltage range	kV	10 to 160	10 to 200	10 to 225	20 to 275	20 to 300
Tube current range	mA	1 to 10	1 to 10	1 to 10	1 to 10	1 to 10
Tube current at full output	mA	5.6	4.5	4.0	3.3	3.2
Maximum power at the anode	W	900	900	900	900	900
Constant power mode	-	Yes	Yes	Yes	Yes	Yes
Working cycle at 30°C (*)	%	100	100	100	100	100
Steel penetration	mm/in	29 / 0.8 *	42 / 1.7 *	47 / 1.9 *	60	66 / 2.6 *
Weight (exluding hand rings)	Kg/lbs	11.9 / 26.2	12 / 26.5	12.1 / 26.7	23 / 50.7	23 / 50.7
Overall dimensions	mm/in	Ø 140 x 725 / 5.5 x 28.5	Ø 140 x 725 / 5.5 x 28.5	Ø 140 x 725 / 5.5 x 28.5	180x839 / 7.1 x 33	Ø 180 x 839 / 7.1 x 33
Leakage dose at 1 m at full output	mSv/h	< 2.0	< 2.0	< 2.0	< 5.0	< 5.0
Optical focal spot according to EN 12543	mm/in	3.0 / 0.12	3.0 / 0.12	3.0 / 0.12	3.0 / 0.12	3.0 / 0.12
Maximum useful angle	°	60 x 40 elliptical	60 x 40 elliptical	60 x 40 elliptical	60x40 elliptical	60 x 40 elliptical
Inherent filtration	mm/in	0.8 / 0.03 (Be window)	0.8 / 0.03 (Be window)	0.8 / 0.03 (Be window)	0.8 / 0.03 (Be window)	0.8 / 0.03 (Be window)
Waterproof level	-	IP65	IP65	IP65	IP65	IP65
Operating temperature	°C/°F	-30 to +60 / -22 to +140	-30 to +60 / -22 to +140	-30 to +60 / -22 to +140	-30 to 60 / -22 to 140	-30 to +60 / -22 to +140
Storage temperature	°C/°F	-40 to +70 / -40 to +158	-40 to +70 / -40 to +158	-40 to +70 / -40 to +158	-40 to +70 / -40 to +158	-40 to +70 / -40 to +158
Guard rings	-	2	2	2	2	2

(*) 700 mm FFD, 10 min, AA400, D=2 for CPD

CP BATTERIES

	Unit	CP120B	CP160B
BEAM	-	Directional	Directional
POWER SUPPLY	-	Battery	Battery
Output voltage range	kV	40 to 120	40 to 160
Tube current range	mA	0.1 to 1.0	0.1 to 0.5
Tube current at full output	mA	1.0	0.5
Maximum power at the anode	W	120	80
Constant power mode	-	Yes	Yes
Working cycle at 30°C (*)	%	/	/
Steel penetration	mm/in	10 / 0.4 **	21 / 0.8 **
Weight (exluding hand rings)	Kg/lbs	7.0 / 15.4	9.2 / 20.3
Overall dimensions	mm/in	Ø 124 x 440 / 4.9 x 17.3	Ø 124 x 490 / 4.9 x 19.3
Leakage dose at 1 m at full output	mSv/h	< 2.0	< 2.0
Optical focal spot according to EN 12543	mm/in	0.8 x 0.5 / 0.03 x 0.02	0.8 x 0.7 / 0.03 x 0.03
Maximum useful angle	°	50 x 50	60 x 60
Inherent filtration	mm/in	Equiv. 3.5 / 0.1 (Al)	Equiv. 3.5 / 0.1 (Al)
Waterproof level	-	IP54	IP54
Operating temperature	°C/°F	-25 to +50 / -13 to +140	-25 to +50 / -13 to +140
Storage temperature	°C/°F	-40 to +80 / -40 to +176	-40 to +80 / -40 to +176
Guard rings	-	/	/

(**) 400 mm FFD, 1min, AA400, D=2 for CPB

PRODUCT RANGES / GENERATORS / DIRECTIONAL UNITS

	Unit	SITEX D1802	SITEX D2008	SITEX D2258	SITEX D2506	SITEX D3006
BEAM	-	Directional	Directional	Directional	Directional	Directional
POWER SUPPLY	-	Mains	Mains	Mains	Mains	Mains
Output voltage range	kV	60 to 180	70 to 200	70 to 225	90 to 250	90 to 300
Tube current range	mA	1 to 3	1 to 8	1 to 8	1 to 6	1 to 6
Tube current at full output	mA	2.0	8.0	8.0	6.0	6.0
Maximum power at the anode	W	N.A.	N.A.	N.A.	N.A.	N.A.
Constant power mode	-	No	No	No	No	No
Working cycle at 30°C (*)	%	50	100	100	100	100
Steel penetration	mm/in	24 / 0.9 ***	41 / 1.6 ***	41 / 1.9 ***	54 / 2.1 ***	69 / 2.7 ***
Weight (exluding hand rings)	Kg/lbs	9.5 / 20.9	28 / 61.7	28 / 61.7	28 / 61.7	31 / 68.3
Overall dimensions	mm/in	Ø 250 x 573 / 9.8 x 22.6	Ø 346 x 771 / 13.6 x 30.4	Ø 346 x 771 / 13.6 x 30.4	Ø 346 x 771 / 13.6 x 30.4	Ø 346 x 831 / 13.6 x 32.7
Leakage dose at 1 m at full output	mSv/h	< 2.0	< 2.0	< 2.0	< 10	< 10
Optical focal spot according to EN 12543	mm/in	0.8 x 0.8 / 0.03 x 0.03	2.5 x 2.5 / 0.1 x 0.1	2.5 x 2.5 / 0.1 x 0.1	2.5 x 2.5 / 0.1 x 0.1	2.5 x 2.5 / 0.1 x 0.1
Maximum useful angle	°	60 x 40 elliptical	60 x 40 elliptical	60 x 40 elliptical	60 x 40 elliptical	60 x 40 elliptical
Inherent filtration	mm/in	Equiv. 3.5 / 0.1 (Al)	2.5 (Al)+0.4 (Ni) / 0.1+0.02	2.5 (Al)+0.4 (Ni) / 0.1+0.02	2.5 (Al)+0.4 (Ni) / 0.1+0.02	2.5 (Al)+0.4 (Ni) / 0.1+0.02
Waterproof level	-	IP65	IP65	IP65	IP65	IP65
Operating temperature	°C/°F	-25 to +70 / -13 to +158	-25 to +70 / -13 to +158	-25 to +70 / -13 to +158	-25 to +70 / -13 to +158	-25 to +70 / -13 to +158
Storage temperature	°C/°F	-40 to +80 / -40 to +176	-40 to +80 / -40 to +176	-40 to +80 / -40 to +176	-40 to +80 / -40 to +176	-40 to +80 / -40 to +176
Guard rings	-	2	2	2	2	2

(***) 700 mm FFD, 20 min, AA400, D=1.5 for SITEX and SITEXS

	Unit	SITEX D3206	SITEX D3605	SITEXS D2004	SITEXS D2254	SITEXS D2504
BEAM	-	Directional	Directional	Directional	Directional	Directional
POWER SUPPLY	-	Mains	Mains	Mains	Mains	Mains
Output voltage range	kV	90 to 320	120 to 360	70 to 200	70 to 225	70 to 250
Tube current range	mA	1 to 6	1 to 5	1 to 4	1 to 4	1 to 4
Tube current at full output	mA	6.0	5.0	4.0	4.0	4.0
Maximum power at the anode	W	N.A.	N.A.	N.A.	N.A.	N.A.
Constant power mode	-	No	No	No	No	No
Working cycle at 30°C (*)	%	100	60	100	100	100
Steel penetration	mm/in	73 / 2.9 ***	78 / 3.1 ***	36 / 1.5 ***	43 / 1.7 ***	50 / 2 ***
Weight (exluding hand rings)	Kg/lbs	31 / 68.3	46 / 101.4	19 / 41.9	19 / 41.9	19 / 41.9
Overall dimensions	mm/in	Ø 346 x 831 / 13.6 x 32.7	Ø 400 x 930 / 15.7 x 36.6	Ø 305 x 718 / 12 x 28.3	Ø 305 x 718 / 12 x 28.3	Ø 305 x 718 / 12 x 28.3
Leakage dose at 1 m at full output	mSv/h	< 10	< 10	< 2.0	< 10	< 10
Optical focal spot according to EN 12543	mm/in	2.5 x 2.5 / 0.1 x 0.1	2.6 x 2.6 / 0.1 x 0.1	2.5 x 2.5 / 0.1 x 0.1	2.5 x 2.5 / 0.1 x 0.1	2.5 x 2.5 / 0.1 x 0.1
Maximum useful angle	°	60 x 40 elliptical	60 x 40 elliptical	60 x 40 elliptical	60 x 40 elliptical	360 x (2x20)
Inherent filtration	mm/in	2.5 (Al)+0.4 (Ni) / 0.1+0.02	2.5 (Al)+0.4 (Ni) / 0.1+0.02	0.4 / 0.02 (Ni)	0.4 / 0.02 (Ni)	0.4 / 0.02 (Ni)
Waterproof level	-	IP65	IP65	IP65	IP65	IP65
Operating temperature	°C/°F	-25 to +70 / -13 to +158	-25 to +70 / -13 to +158	-25 to +70 / -13 to +158	-25 to +70 / -13 to +158	-25 to +70 / -13 to +158
Storage temperature	°C/°F	-40 to +80 / -40 to +176	-40 to +80 / -40 to +176	-40 to +80 / -40 to +176	-40 to +80 / -40 to +176	-40 to +80 / -40 to +176
Guard rings	-	2	2	2	2	2

(***) 700 mm FFD, 20 min, AA400, D=1.5 for SITEX and SITEXS

PRODUCT RANGES / GENERATORS / PANORAMIC UNITS

	Unit	SITEX C1802S	SITEX C2007	SITEX C2257	SITEX C2505	SITEX C3005
BEAM	-	Panoramic	Panoramic	Panoramic	Panoramic	Panoramic
POWER SUPPLY	-	Mains	Mains	Mains	Mains	Mains
Output voltage range	kV	50 to 180	70 to 200	70 to 225	70 to 250	90 to 300
Tube current range	mA	1 to 3	1 to 7	1 to 7	1 to 5	1 to 5
Tube current at full output	mA	2.0	7.0	7.0	5.0	5.0
Maximum power at the anode	W	N.A.	N.A.	N.A.	N.A.	N.A.
Constant power mode	-	No	No	No	No	No
Working cycle at 30°C (*)	%	50	100	100	100	100
Steel penetration	mm/in	16.5 / 0.7 ***	36 / 1.4 ***	44 / 1.7 ***	48 / 1.9 ***	60 / 2.4 ***
Weight (exluding hand rings)	Kg/lbs	9.5 / 20.9	28 / 61.7	28 / 61.7	28 / 61.7	32 / 70.5
Overall dimensions	mm/in	Ø 250 x 653 / 9.8 x 25.7	Ø 346 x 771 / 13.6 x 30.4	Ø 346 x 771 / 13.6 x 30.4	Ø 346 x 771 / 13.6 x 30.4	Ø 346 x 831 / 13.6 x 32.7
Leakage dose at 1 m at full output	mSv/h	< 2.0	< 2.0	< 10	< 10	< 10
Optical focal spot according to EN 12543	mm/in	Ø 4 x 0.5 / 0.2 x 0.02	Ø 5 x 0.8 / 0.2 x 0.03	Ø 5 x 0.8 / 0.2 x 0.03	Ø 5 x 0.8 / 0.2 x 0.03	Ø 5 x 0.8 / 0.2 x 0.03
Maximum useful angle	°	360 x (2x20)	360 x (2x20)	360 x (2x20)	360 x (2x20)	360 x (2x20)
Inherent filtration	mm/in	Equiv. 3.5 / 0.1 (Al)	2.5(Al)+0.4(Ni)/0.1+0.02	2.5(Al)+0.4(Ni)/0.1+0.02	2.5(Al)+0.4(Ni)/0.1+0.02	2.5(Al)+0.4(Ni)/0.1+0.02
Waterproof level	-	IP65	IP65	IP65	IP65	IP65
Operating temperature	°C/°F	-25 to +70 / -13 to +158	-25 to +70 / -13 to +158	-25 to +70 / -13 to +158	-25 to +70 / -13 to +158	-25 to +70 / -13 to +158
Storage temperature	°C/°F	-40 to +80 / -40 to +176	-40 to +80 / -40 to +176	-40 to +80 / -40 to +176	-40 to +80 / -40 to +176	-40 to +80 / -40 to +176
Guard rings	-	2	2	2	2	2

(***) 700 mm FFD, 20 min, AA400, D=1.5 for SITEX and SITEXS

	Unit	SITEX C3205	SITEX C3605	SITEXS C2004	SITEXS C2254	SITEXS C2504
BEAM	-	Panoramic	Panoramic	Panoramic	Panoramic	Panoramic
POWER SUPPLY	-	Mains	Mains	Mains	Mains	Mains
Output voltage range	kV	90 to 320	120 to 360	70 to 200	70 to 225	70 to 250
Tube current range	mA	1 to 5	1 to 5	1 to 4	1 to 4	1 to 4
Tube current at full output	mA	5.0	5.0	4.0	4.0	4.0
Maximum power at the anode	W	N.A.	N.A.	N.A.	N.A.	N.A.
Constant power mode	-	No	No	No	No	No
Working cycle at 30°C (*)	%	100	60	100	100	100
Steel penetration	mm/in	65 / 2.6 ***	73 / 2.9 ***	32 / 1.3 ***	39 / 1.5 ***	46 / 1.8 ***
Weight (exluding hand rings)	Kg/lbs	32 / 70.5	48 / 105.8	19 / 41.9	19 / 41.9	19 / 41.9
Overall dimensions	mm/in	Ø 346 x 831 / 13.6 x 32.7	Ø 400 x 930 / 15.7 x 36.6	Ø 305 x 718 / 12 x 28.3	Ø 305 x 718 / 12 x 28.3	Ø 305 x 718 / 12 x 28.3
Leakage dose at 1 m at full output	mSv/h	< 10	< 10	< 2.0	< 10	< 10
Optical focal spot according to EN 12543	mm/in	Ø 5 x 0.8 / 0.2 x 0.03	Ø 6 x 1.0 / 0.2 x 0.04	Ø 5 x 0.8 / 0.2 x 0.03	Ø 5 x 0.8 / 0.2 x 0.03	Ø 5 x 0.8 / 0.2 x 0.03
Maximum useful angle	°	360 x (2x20)	360 x (2x20)	360 x (2x20)	360 x (2x20)	360 x (2x20)
Inherent filtration	mm/in	2.5(Al)+0.4(Ni)/0.1+0.02	2.5(Al)+0.4(Ni)/0.1+0.02	4.0(Al)+0.4(Ni)/0.16+0.02	4.0(Al)+0.4(Ni)/0.16+0.02	4.0(Al)+0.4(Ni)/0.16+0.02
Waterproof level	-	IP65	IP65	IP65	IP65	IP65
Operating temperature	°C/°F	-25 to +70 / -13 to +158	-25 to +70 / -13 to +158	-25 to +70 / -13 to +158	-25 to +70 / -13 to +158	-25 to +70 / -13 to +158
Storage temperature	°C/°F	-40 to +80 / -40 to +176	-40 to +80 / -40 to +176	-40 to +80 / -40 to +176	-40 to +80 / -40 to +176	-40 to +80 / -40 to +176
Guard rings	-	2	2	2	2	2

(***) 700 mm FFD, 20 min, AA400, D=1.5 for SITEX and SITEXS

PRODUCT RANGES / GENERATORS / CRAWLER UNITS

	Unit	SITEX CP160CR	SITEX C1802	SITEX C2004	SITEX C2254	SITEX C2504
BEAM	-	Panoramic	Panoramic	Panoramic	Panoramic	Panoramic
POWER SUPPLY	-	Battery	Battery	Battery	Battery	Battery
Output voltage range	kV	40 to 160	50 to 180	70 to 200	70 to 225	70 to 250
Tube current range	mA	0.5 to 2	1 to 3	1 to 7	1 to 7	1 to 5
Tube current at full output	mA	2.0	2.0	4.5	4.0	3.6
Maximum power at the anode	W	320	N.A.	N.A.	N.A.	N.A.
Constant power mode	-	Yes	No	No	No	No
Working cycle at 30°C(*)	%	100	50	100	100	100
Steel penetration	mm/in	28 / 1.10 ***	11 / 0.4 ***	32 / 1.3 ***	39 / 1.5 ***	46 / 1.8 ***
Weight (exluding hand rings)	Kg/lbs	9.9 / 21.8	9.5 / 20.9	28 / 61.7	28 / 61.7	28 / 61.7
Overall dimensions	mm/in	Ø 120 x 688 / 4.7 x 27.1	Ø 250 x 653 / 9.8 x 25.7	Ø 346 x 771 / 13.6 x 30.4	Ø 346 x 771 / 13.6 x 30.4	Ø 346 x 771 / 13.6 x 30.4
Leakage dose at 1 m at full output	mSv/h	< 2.0	< 2.0	< 2.0	< 10	< 10
Optical focal spot according to EN 12543	mm/in	Ø 4 x 0.5 / 0.2 x 0.02	Ø 4 x 0.5 / 0.2 x 0.02	Ø 5 x 0.8 / 0.2 x 0.03	Ø 5 x 0.8 / 0.2 x 0.03	Ø 5 x 0.8 / 0.2 x 0.03
Maximum useful angle	°	360 x (2x20)	360 x (2x20)	360 x (2x20)	360 x (2x20)	360 x (2x20)
Inherent filtration	mm/in	Equiv. 3.5 / 0.1 (Al)	Equiv. 3.5 / 0.1 (Al)	2.5(Al)+0.4(Ni)/0.1+0.02	2.5(Al)+0.4(Ni)/0.1+0.02	2.5(Al)+0.4(Ni)/0.1+0.02
Waterproof level	-	IP66	IP65	IP65	IP65	IP65
Operating temperature	°C/°F°	-30 to +60 / -22 to +140	-25 to +70 / -13 to +158	-25 to +70 / -13 to +158	-25 to +70 / -13 to +158	-25 to +70 / -13 to +158
Storage temperature	°C/°F°	-40 to +70 / -40 to +158	-40 to +80 / -40 to +176	-40 to +80 / -40 to +176	-40 to +80 / -40 to +176	-40 to +80 / -40 to +176
Guard rings	-	/	/	/	/	/

(***) 700 mm FFD, 20 min, AA400, D=1.5 for SITEX and SITEXS

	Unit	SITEX C3003	SITEX C3203	SITEX C3603	SITEXS C2003	SITEXS C2253	SITEXS C2503
BEAM	-	Panoramic	Panoramic	Panoramic	Panoramic	Panoramic	Panoramic
POWER SUPPLY	-	Battery	Battery	Battery	Battery	Battery	Battery
Output ...	kV	90 to 300	90 to 320	120 to 360	70 to 200	70 to 225	70 to 250
Tube ... range	mA	1 to 5	1 to 5	1 to 5	1 to 4	1 to 4	1 to 4
Tube ... full output	mA	3.0	2.8	2.5	4.0	4.0	3.6
Maximum power ...	W	N.A.	N.A.	N.A.	N.A.	N.A.	N.A.
Constant ... mode	-	No	No	No	No	No	No
Working cycle ...	%	100	100	60	100	100	100
Steel penetration	mm/in	54 / 2.1 ***	58 / 2.3 ***	69 / 2.7 ***	30 / 1.2 ***	37 / 1.5 ***	43 / 1.7 ***
Weight ...	Kg/lbs	32 / 70.5	32 / 70.5	48 / 105.8	19 / 41.9	19 / 41.9	19 / 41.9
... dimensions	mm/in	Ø 346 x 831 / 13.6 x 32.7	Ø 346 x 831 / 13.6 x 32.7	Ø 400 x 930 / 15.7 x 36.6	Ø 305 x 718 / 12 x 28.3	Ø 305 x 718 / 12 x 28.3	Ø 305 x 718 / 12 x 28.3
Leakage dose ...	mSv/h	< 10	< 10	< 10	< 2.0	< 10	< 10
Optical focal ...	mm/in	Ø 5 x 0.8 / 0.2 x 0.03	Ø 5 x 0.8 / 0.2 x 0.03	Ø 6 x 1.0 / 0.2 x 0.04	Ø 5 x 0.8 / 0.2 x 0.03	Ø 5 x 0.8 / 0.2 x 0.03	Ø 5 x 0.8 / 0.2 x 0.03
Maximum ... angle	°	360 x (2x20)	360 x (2x20)	360 x (2x20)	360 x (2x20)	360 x (2x20)	360 x (2x20)
Inherent filtration	mm/in	2.5(Al)+0.4(Ni)/0.1+0.02	2.5(Al)+0.4(Ni)/0.1+0.02	2.5(Al)+0.4(Ni)/0.1+0.02	2.5(Al)+0.4(Ni)/0.1+0.02	4.0(Al)+0.4(Ni)/0.16+0.02	4.0(Al)+0.4(Ni)/0.16+0.02
Waterproof level	-	IP65	IP65	IP65	IP65	IP65	IP65
Operating t°	°C/°F°	-25 to +70 / -13 to +158	-25 to +70 / -13 to +158	-25 to +70 / -13 to +158	-25 to +70 / -13 to +158	-25 to +70 / -13 to +158	-25 to +70 / -13 to +158
Storage t°	°C/°F°	-40 to +80 / -40 to +176	-40 to +80 / -40 to +176	-40 to +80 / -40 to +176	-40 to +80 / -40 to +176	-40 to +80 / -40 to +176	-40 to +80 / -40 to +176
Guard rings	-	/	/	/	/	/	/

(***) 700 mm FFD, 20 min, AA400, D=1.5 for SITEX and SITEXS

PRODUCT RANGES / CONTROL UNITS

	Unit	POWERBOX
kV, mA and time setting steps	kV, mA, sec	1.0, 0.1, 1.0
Exposure time range	min, sec	1 sec to 99 min 59 sec
Constant power mode	-	Yes
Adjustable pre-warming time	sec	3 to 99
Pilot light indicator (Power ON, X-ray ON, Securities)	-	3
Independant START and STOP buttons	-	Yes
Two position safety key rotary switch	-	X-ray ON / STANDBY
Two position main rotary switch	-	Mains ON / OFF
Dual high brightness graphic Vacuum Fluorescent Displays (VFD)	-	2 (off) 64 pixels x 128 pixels each
Preheating is function of selected kVs (kV max by default)	-	Automatic
Exposure time calculator (material, FFD, film, density, kV, mA, time)	-	Optional
User-defined data enabling exposure time calculation	-	Optional
Programmable safety interlocks	-	3
Clear indication of the precise carousel system position	-	Lead cap, laser pointer, Be window, Al filter, custom diaphragm
Type of power supply	-	Mains, Power generator, Battery (option)
Supply voltage range – SELECTOR FREE – Auto resettable fuses	VAC	From 90 to 264
Supply frequency range – SELECTOR FREE	Hz	From 45 to 66
Input power factor when at full output	%	99
Input current at full power, 230 VAC	A	6.0
Storage ambient temperature range	°C / F°	-40 to +70 / -40 to 158
Working ambient temperature range	°C / F°	-30 to +55 / -22 to 131
Protection Class	-	IP65
Weight	Kg/lbs	7.9 / 17.4
Dimensions without handle	mm/in	351 (W) x 151 (H) x 344 (D) 13.8 (W) x 151 (H) x 13.5 (D)

	Unit	SCU 2.0
SUPPLY CHARACTERISTICS		
Supply voltage range	VAC	90 to 264
Supply frequency range	Hz	45 to 66
Maximum input power	kVA	2
Cos(phi) / power factor at full power 230Vac	-	0.98 / 0.98
Type of power supply	-	Mains, generator set, inverter
MEASURES AND REGULATION		
kV accuracy	%	± 0.5
mA accuracy	%	± 0.5
kV selection step	kV	1
mA selection step	mA	0.1
Time selection step	s	1
Timer range	min:sec	00:15 to 99:59
WEIGHT, DIMENSIONS AND ENVIRONMENT		
Operating weight	Kg/lbs	14.6 / 32.2
Overall size	mm ³ /in ³	355/14 (W) x 157/6 (H) x 525/20.7 (D)
Operating temperature range	°C/F°	-25 to +55 / -13 to 131
Storage temperature range	°C/F°	-40 to +80 / -40 to 176
Ingress protection	-	IP65
CONTROLS AND DISPLAY		
System	-	Industrial PC boards
Control of mains voltage and frequency	-	Yes
Control of ambient temperature	-	Yes
Logging of shots history	-	Yes
Pre-warning time	s	3 to 99
Pilot light indicators	-	3 (green, red, yellow)
Independent START and STOP buttons	-	YES
Two positions safety key rotary switch	-	Stanby - X-ray
Two position main rotary switch	-	Mains On-Off
Vacuum Fluorescent Display	Line x char.	2 x 20 with anti-reflection screen

DETECTORS

	Unit	GO-SCAN 1510 HR	GO-SCAN 1510 XR
GENERAL			
Technology	-	CMOS Active Pixel	CMOS Active Pixel
Pixel pitch	µm	99	49.5
Pixel capacity mode	#	2	1
Active area	mm/in	102 x 153 / 4 x 6	114 x 145 / 4.5 x 5.7
Active resolution	pxl	1032 x 1548	2304 x 2940
BANDWITH			
Data interface	-	GigE & Wi-Fi	GigE & Wi-Fi
ADC conversion	bits	14	14
Frame rate– 1x1 (GigE)	fps	up to 30	up to 9
POWER CONSUMPTION			
Power supply	-	Battery	Battery
Power consumption	W	15	
Battery performance	-	Approx. 7 hours	Approx. 7 hours
INTEGRATION			
Dimension detector head	mm/in	238 x 154 x 25 / 9.4 x 6.0 x 1.0	238 x 154 x 25 / 9.4 x 6.0 x 1.0
Overall dimension (control box included)	mm/in	238 x 154 x 80 / 9.4 x 6.0 x 3.1	238 x 154 x 80 / 9.4 x 6.0 x 3.1
Detector head weight	[Kg]/[lb]	1.6 / 3.5	1.6 / 3.5
Overall weight (control box included)	Kg/lbs	3.5 / 7.7	3.5 / 7.7
ENVIRONMENTAL			
Operating temperature	°C/F°	-20, 50°C / -4, +122°F	-20, 50°C / -4, +122°F
Storage temperature	°C/F°	-20, 50°C / -4, +140°F	-20, 60°C / -4, +140°F
Humidity	% R.H.	20 to 80	20 to 80
X-ray energy range	kV	10..225	10..225



TELEDYNE ICM
Everywhere you look™

Part of the Teledyne Imaging Group

COM-ON/BE

TELEDYNE ICM

Zoning Les Plenesses
Rue Du Progrès 3
B-4821 Andrimont (Dison) - Belgium

Phone: +32 (0)87 44 01 50
Fax: +32 (0) 87 44 01 60
E-mail: icm.sales@teledyne.com

TELEDYNE ICM USA

3400 Garrett Drive
Santa Clara, CA 95054 - USA

Phone: +1 408 200 6760
E-mail: Kirk.Sanford@Teledyne.com

TELEDYNE ICM China

Room G, 20F, 18 North Cao Xi Road
Shanghai 200030 - China

Phone: +86-21-6427 9081
Fax: +86-21-6469 9430
E-mail: elva.shi@teledyne.com

www.teledyneicm.com