



PFFILMS



PROCESS FREE X-RAY FILMS FOR NDT AND SECURITY APPLICATIONS

Specifically designed to meet the current demand for security and very small thickness industrial x-ray imaging applications



CP120B

+



Unknown packaging inspection using a PF Film

=



Developed image after shooting with a CP120B

Developed images (0 seconds for the 1st PFFilm and 300 seconds for the 2nd PFFilm with CP120B at setting 120 kV and 1 mA from a distance of 4.5 ft) showing the inside of a laptop computer.

PROPERTIES

- Self-developing, no need for processor equipment
- Safe to use in the light, no more fumbling in the dark
- Shoot and see, no additional equipment required
- No limitation to film orientation, no non-imaging edges
- Watch the image appear in real time
- Observe the results with the film "in place"
- No more wasted under- or over-exposures
- Custom size, easily cut and shaped to meet the needs

- ▶ **PROCESS FREE (IMAGE APPEARS IN REAL TIME)**
- ▶ **STAND ALONE IMAGE TOOL**
- ▶ **RESOLUTION BETTER THAN 10 MICRONS**

APPLICATIONS


- For faster, easier, more convenient and less costly x-ray imaging. Particularly effective in field applications and remote environments
- Security application
 - Suspicious packages
 - E.O.D.
- Non-destructive testing
 - Electronic circuit
 - Welding

ADVANTAGES

- Stand alone image tool
- No screen required
- No cassette required
- Self developing in real time
- Resolution better than 10 microns
- Robust - water and scratch resistant; usable in daylight from -40°F to 140°F
- Stable in real world environment with shelf life > 1 year
- Roll or sheet films are easily cut to custom shapes
- No wasted films - watch in for the optimum image to appear in real time

SENSITIVITY OF PF FILM

The response of a **PF** film is dependent upon the output spectrum of the x-ray generator as well as the thickness and composition of the object to be imaged. The user dependent contrast and detail required for the specific task will also determine the exposure needed. Users should determine the dose-density response pertaining to their specific situation.

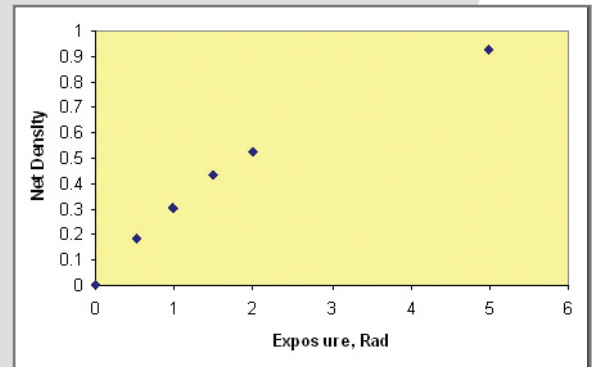
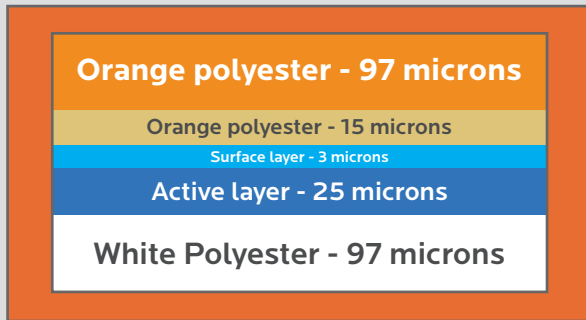


Scanned x-ray image obtained on an exposed unknown package (containing a laptop)

CONFIGURATION AND H/D CURVE OF THE PF FILM

The graphic below shows the film configuration and the H/D curve obtained using an industrial cabinet x-ray unit. The film was exposed at 120 kVp with 1 mm copper filter. The image density was measured with an X-Rite 310T equipped with a reflection adapter.

FILM CONFIGURATION



AVAILABILITY

- 10" x 12" sheets
- 20" x 300' rolls
- any other custom size

10" x 12"
sheets

A4
sheets

20" x ..."
sheets